

Restorative

BY DIRECTA

Directa's products are developed and evaluated by our selected team of highly-qualified and renowned Swedish and international dentists with the aim of making life easier for the dentist in the daily clinical work.



Restorative, innovations for safe preparations and predictable restorations.

Directa offers a widespread collection of high quality manufactured restorative products. Our prime focus is the development and production of advanced technologies and innovative design combined with manufacture products for optimal performance and maximum durability. Our goal is to facilitate the everyday work of dental practitioners and to maintain a comfortable experience for their patients.

Throughout the years Directa's restorative category has grown as we now offer everything from temporary and permanent composites to matrices, ZEO-cement, crown forms and temporary crowns. A line of etching gel solutions of outstanding consistency aimed for precise application as well as products that help with most kind of restorations.

The extensive restorative product line is continuously growing as products which will help the clinical outcomes and the dental practitioner's efficiency and effectiveness are constantly developed. Directa offers solutions for a full range of materials and other tools that are used across restorative dental procedures. Directa continuously strives to design, manufacture and distribute innovative preventive and restorative dental product solutions that are ideal for achieving remarkable aesthetic and functional results.



Restorative

Fenders

FenderWedge
FenderWedge Prep

FenderMate
FenderMate Temp
FenderMate Prime

page 4-35

page: 4-7
page: 8-11

page: 12-15
page: 16-19
page: 20-23

Transparent matrices and forms

CoForm
Faciform
FullForm

ProxyPal

page: 24-25
page: 26-27
page: 28-31

page: 32-35

Spotit

page 36-39

ANA Etching Gel

ANA Etching Gel
ANA Liner
ANA Norm

page 40-45

page: 40-43
page: 44
page: 45

Nobetec

Nobetec Liquid
Nobetec Powder

page 46-47

page: 46
page: 47

Directa Temporary Crowns

Directa Temp Crowns Translucent
Directa Temp Crowns Opaque
Directa Temp Crowns Molar

page 48-53

page: 48-49
page: 50-51
page: 52-53

Essentials

Barmans Wedges
Directa Strips
Stik'n'Place

page 54-55

page: 54
page: 54
page: 55

4

reasons to use
FenderWedge®

Confident preparations

High quality preparations made faster
without tissue damage.

Protects adjacent tooth

The protective shield and wedge helps to
avoid damage to adjacent tooth.

Pre-Separation

Facilitates the easy placement of
matrix and the establishment of a
good contact.

Protects gingiva

Protective shield and wedge helps to
avoid bleeding and damage to gingival
tissue.





FenderWedge® protects the adjacent tooth and gingiva during preparations

Prod No: 602750 FenderWedge Assortment 4x36 pcs
 Prod No: 602751 FenderWedge Small, orange, 36 pcs
 Prod No: 602752 FenderWedge Medium, green, 36 pcs
 Prod No: 602753 FenderWedge Large, yellow, 36 pcs
 Prod No: 602754 FenderWedge X-small, lilac, 36 pcs
 Prod No: 602800 FenderWedge Value Pack Small, orange, 100 pcs
 Prod No: 602801 FenderWedge Value Pack Medium, green, 100 pcs
 Prod No: 602802 FenderWedge Value Pack Large, yellow, 100 pcs
 Prod No: 602803 FenderWedge Value Pack X-Small, lilac, 100 pcs
 Prod No: 602679 Intro-Kit, FenderWedge & FenderMate, 8+20 pcs
 FenderWedge: X-Small 3 pcs, Small 3 pcs, Medium 1 pc, Large 1 pc
 FenderMate: Left Narrow 8 pcs, Left Regular 2 pcs, Right Narrow 8 pcs, Right Regular 2 pcs

Bur damage to adjacent teeth is a common problem in everyday dental practice. Research shows that 69% of adjacent teeth suffer damage during class II preparations.*

FenderWedge prevents damage to the adjacent tooth and gingiva that commonly occurs during Class II preparations. FenderWedge is a combination of a steel plate and a plastic wedge. It facilitates easy application of a matrix. To avoid aspiration it is recommended to secure FenderWedge with a waxed dental floss when rubber dam is not used.

Available in four sizes, x-small, small, medium and large in refill-, value pack or assortment.

* Qvist V, Johannessen L, Bruun M (J Dent Res 1992 Jul; 71 (7): 1370-3 Lussi A, Gygax M. (J Dent. 1998 Jul-Aug; 26 (5-6):435-41), Medeiros VA, Seddon RP (J Dent. 2000 Feb; 28 (2): 103-10)

How to use FenderWedge®

Insert FenderWedge buccally or lingually for optimal access and vision.

The four colours indicate the thickness of the wedge. Always choose the one giving the highest resistance when placed, to assure optimal separation and to stay in place during the treatment.

You can work fast and safe. If you touch anything it will not be the adjacent tooth.

The plastic wedge might be damaged during the preparation but the procedure may be continued as the protective plate inside the wedge reaches down to the gingival margin.





1.
FenderWedge
separation and protection.



2.
FenderWedge protects
the adjacent tooth papilla.



3.
After use FenderWedge clearly
shows traces of bur contact.

4

reasons to use FenderWedge® Prep

Protect adjacent tooth

The protective shield and wedge helps to prevent accidental damage to adjacent tooth.

Confident crown and veneer preparations

High quality preparations made faster without damage to papilla and adjacent tooth.

Boat-shaped wedge

Enables to insert into tight interproximal spaces. Compresses the gingiva to avoid bleeding and provides a sub-gingival preparation edge.

Optimal space and vision

The protective shield is bendable for optimal work space and vision.





FenderWedge® Prep protects tooth and papilla during preparations of crowns and veneers

Prod No: 602749 FenderWedge Prep, Grey, 36pcs
Prod No: 602811 FenderWedge Prep, Value Pack, Grey, 100 pcs

FenderWedge Prep is a plastic wedge with an inbuilt steel plate specially designed for larger preparations such as crowns, veneers and inlays. FenderWedge Prep improves the quality of preparations and saves time thanks to increased vision and safety.

FenderWedge Prep has a thin, “boat-shaped” tip which enables it to be inserted into tight proximal spaces at the same time as it compresses the gingiva without damage, avoiding bleeding and delay of impression taking.

The steel plate is perforated thus allowing it to be bent before insertion to lean against the adjacent tooth, providing better access and vision.

When rubber dam is not used, it is suggested to secure FenderWedge Prep with waxed floss.

How to use FenderWedge® Prep

For protection and separation during preparation of permanent upper anterior teeth as well as other indications.

Insert FenderWedge Prep preferably palatally between the upper central incisors to achieve the best working area when doing the preparation a crown, veneer or a filling. The steel plate is perforated along the wedge thus allowing it to be bent before insertion. As it leans against the adjacent tooth, better space and vision are provided.

FenderWedge Prep has got a thin and "boat-shaped" tip which allows it to be inserted into tight proximal spaces at the same time condensing the gingival without damage. The wedge itself has got a conical profile supporting a tight and safe placement.

FenderWedge Prep might also be useful to protect adjacent teeth in other situations in both upper as well as lower jaws.





1. FenderWedge Prep for separation and protection.



2. FenderWedge Prep protects during preparation.



3. FenderWedge Prep can be used in all proximal spaces.

4

reasons to use FenderMate®

Predictable contact and anatomic shape

The pre-shaped contact adapts to the proximal surface and forms the optimal contact and anatomic shape.

One piece design

Matrix and wedge combined for easier and safer placement.

No cervical overhang

The wing design exerts pressure for maintained separation and cervical margin adaptation.

Designed for minimally invasive dentistry

Can be inserted interproximally with minimal preparation.





FenderMate® sectional matrix for Class II composite restorations

Prod No: 602770 FenderMate Assortment, 4x18 pcs
 Prod No: 602771 FenderMate Left Regular, green, 18 pcs
 Prod No: 602772 FenderMate Left Narrow, light green, 18 pcs
 Prod No: 602773 FenderMate Right Regular, blue, 18 pcs
 Prod No: 602774 FenderMate Right Narrow, light blue, 18 pcs
 Prod No: 602804 FenderMate Value Pack Left Regular, green, 100 pcs
 Prod No: 602805 FenderMate Value Pack Left Narrow, light green, 100 pcs
 Prod No: 602806 FenderMate Value Pack Right Regular, blue 100 pcs
 Prod No: 602807 FenderMate Value Pack Right Narrow, light blue 100 pcs
 Prod No: 602679 Intro-Kit, FenderWedge & FenderMate, 8+20 pcs
 FenderWedge: X-small 3 pcs, Small 3 pcs, Medium 1 pc, Large 1 pc
 FenderMate: Left Narrow 8 pcs, Left Regular 2 pcs, Right Narrow 8 pcs, Right Regular 2 pcs

FenderMate is a pre-curved, one-piece sectional matrix and wedge that provides for quick, safe and predictable composite restorations, with a tight contact and cervical sealing. FenderMate is designed to be inserted either buccally or lingually. The matrix reaches from the base of the wedge to just above the occlusal surface. The side of the wedge facing the adjacent tooth has an angled wing.

During insertion, the wing presses the matrix firmly against the preparation, giving a tight seal at the cervical margin. To form the contact point the matrix has a pre-contoured indentation, which mimics natural contours. When rubber dam is not used, it is suggested to secure FenderMate with waxed floss.

FenderMate is available in refill-, value pack or assortment and in two wedge sizes; regular and narrow. Regular sizes are dark in colour, while narrow is light. FenderMate wedges are coloured either blue or green to define left or right side respectively.

How to use FenderMate®

FenderMate has two colours, Blue and Green, indicating that the matrix is placed distally or mesially. Light colour indicates thinner wedge. Dark colour thicker wedge. It is always recommended to use FenderWedge during preparation to protect the adjacent tooth of course but also to create the necessary inter proximal space to make it easier to place any matrix.

FenderMate inserts most of the times buccally, placed deep to the gingival margin and applied with a steady pressure and a slightly downward and curved movement like a "curved suture needle". Slide in the matrix until the contact indentation of the matrix is in the optimal position with the adjacent tooth to establish the contoured contact point. Not only a perfect contact is established, but also a tight cervical junction. No risk of cervical overhang. Minimized risk of blood contamination of the cavity.

Complete the composite filling according to preferred material and methods. Light cure and start the finishing by discs or diamonds. Leave FenderMate in place as long as possible to protect the adjacent tooth. Please note that FenderMate gives no cervical leakage but some excess of material may occur on the buccal and/or lingual side however easy to finish off. It is always recommended to cure the complete composite filling, also eventual excess of material, before the finishing takes place.

Remove FenderMate using either tweezers or forceps. The matrix and wedge may separate and can easily be removed individually. Additional curing is recommended at the axial angles, normally when using steel matrixes. Final finishing and polishing may then take place.



1.
Class II cavity
prepared for the
buccal placement of
FenderMate.

2.
The pre-contoured
FenderMate adjusts
to the space and forms
the optimal contact point.

3.
Leave FenderMate in place
during the initial finishing
to protect the adjacent tooth.



4

reasons to use FenderMate® Temp

Designed for temporary fillings

Minimizes overhang and bleeding.

Bendable

Curves around the tooth to create an acceptable anatomical shape and minimizes finishing.

Easy placement

Facilitates a high quality, fast and secure treatment.

One piece design

Designed to be used for protection and matrix for temporary fillings of any material.





FenderMate® Temp protection and matrix for temporary restorations

Prod No: 602786 FenderMate Temp, lilac, 18 pcs
Prod No: 602813 FenderMate Temp Value Pack, lilac, 100 pcs

FenderMate Temp is the all-in-one solution for safe and easy preparation and filling of temporary proximal restorations. FenderMate Temp is a stainless steel matrix on a plastic wedge that is easily placed into the proximal area before preparation. It protects the adjacent tooth from iatrogenic damages and minimizes contamination of blood from the gingival pocket.

After preparation FenderMate Temp can easily be curved to follow the anatomy of the tooth creating a matrix for a temporary filling with an acceptable contact. When rubber dam is not used, it is suggested to secure FenderMate Temp with waxed floss.

How to use FenderMate® Temp

FenderMate Temp is the all-in-one solution for safe and easy preparation and filling of temporary proximal restorations.

Protection.
Insert FenderMate Temp lingually or buccally.

Do the preparation while the adjacent tooth and the gingiva are protected.

Matrix.
Curve FenderMate Temp around the tooth and create a matrix for an acceptable anatomical shape for a temporary filling. Fill the cavity with any temporary materials. A high quality temporary filling completed fast and safely.





1. Curve around the tooth to create an acceptable anatomical shape and minimized finishing.



2. FenderMate Temp in place for a temporary filling. Fill the cavity with any type of temporary filling material.



3. High quality temporary filling with acceptable contact completed fast and easy.

4

reasons to use FenderMate® Prime

Designed for primary teeth

The optimized proportions ensure predictable results.

Easy placement

Facilitates a high quality, fast and secure treatment.

Bendable


Adapts to the curvature of the tooth for a more natural anatomic shape. Minimal finishing required.

One piece design

Designed to be used for protection during preparation and as a matrix for class II fillings on primary teeth.



Clinical Innovations Awards 2013
Winner
FenderPrime



FenderMate® Prime protection and matrix for primary teeth

Prod No: 602815 FenderMate Prime, Assortment, 2x18 pcs
Prod No: 602816 FenderMate Prime Short, neon yellow, 18 pcs
Prod No: 602817 FenderMate Prime Long, neon green, 18 pcs
Prod No: 602808 FenderMate Prime Value Pack Short, neon yellow, 100 pcs
Prod No: 602809 FenderMate Prime Value Pack Long, neon green, 100 pcs

A unique combination of a preparation shield and matrix for Class II fillings of primary teeth where quick and simple solutions are highly valued.

FenderMate Prime is an interproximal plastic wedge with an inbuilt steel plate. The "boat-shaped" tip allows the gingiva to be compressed without damage and reduces the risk for bleeding. FenderPrime Green (long) can be shaped to the contour of the tooth.

FenderMate Prime are sold in refill, value pack or assortment.

How to use FenderMate® Prime

FenderMate Prime is a unique combination of a preparation shield and matrix for Class II fillings of primary teeth.

Protection

Insert FenderMate Prime lingually or buccally. Do the preparation while the adjacent tooth and the gingival are protected.

Matrix

Curve FenderMate Prime around the tooth and create a matrix for an acceptable anatomical shape for a temporary filling. Fill the cavity with any temporary materials.

A high quality filling of a primary tooth, completed fast and safely.

NB

FenderMate Prime is available in two sizes, long and short. FenderMate Prime green (the long wedge) is bendable. FenderMate Prime yellow has a shorter, more rigid plate for tight interproximal spaces. The short FenderMate Prime Yellow is not bendable.

* Safety tip: FenderMate Prime can be secured with a waxed floss.





1.
FenderMate Prime
in place for protection.



2.
Excavation finished
without any damage on
the adjacent tooth.



3.
FenderMate prime bended (around
the tooth) for a temporary filling and
acceptable contact. Quick and easy!







CoForm™ for temporary and permanent class IV composite restorations

Prod No: 604034 CoForm Assortment B: 11M/D, 21M/D, 12M/D, 22M/D, 64 pcs

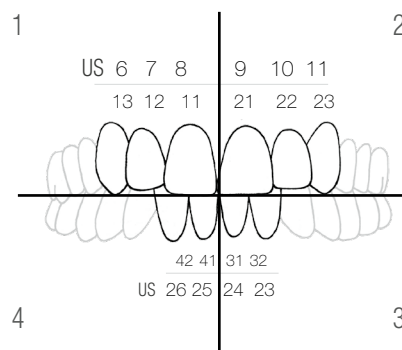
Prod No: 604035 CoForm Assortment A: 11M/D, 21M/D, 12M/D, 22M/D, 13M/D, 23M/D, 31-32M/D, 41-42M/D, 128 pcs


Prod No: 604036 - 51 CoForm Refills (see list below), 8 pcs

CoForm, matrix system is a unique set of pre-formed transparent matrices, made of celluloid plastic that are specifically designed to deal with composite Class IV restorations as well as various tooth fractures.

The method and advantages of celluloid plastic matrices. The cavity is filled in layers in the usual manner. The only difference is that when the last layer is placed, instead of shaping and curing, the matrix is pressed onto the uncured composite giving the restoration the anatomy of a healthy tooth. The composite is then cured through the clear matrix.

Prod No: 604036 CoForm 11 Mesial, 8 pcs
 Prod No: 604037 CoForm 11 Distal, 8 pcs
 Prod No: 604038 CoForm 21 Mesial, 8 pcs
 Prod No: 604039 CoForm 21 Distal, 8 pcs
 Prod No: 604040 CoForm 12 Mesial, 8 pcs
 Prod No: 604041 CoForm 12 Distal, 8 pcs
 Prod No: 604042 CoForm 22 Mesial, 8 pcs
 Prod No: 604043 CoForm 22 Distal, 8 pcs
 Prod No: 604044 CoForm 13 Mesial, 8 pcs
 Prod No: 604045 CoForm 13 Distal, 8 pcs
 Prod No: 604046 CoForm 23 Mesial, 8 pcs
 Prod No: 604047 CoForm 23 Distal, 8 pcs
 Prod No: 604048 CoForm 31-32 Mesial, 8 pcs
 Prod No: 604049 CoForm 31-32 Distal, 8 pcs
 Prod No: 604050 CoForm 41-42 Mesial, 8 pcs
 Prod No: 604051 CoForm 41-42 Distal, 8 pcs





FaciForm™ **pre-formed transparent matrices**

Prod No: 609290 FaciForm Assortment: 11, 21, 12, 22, 13, 23, 32-42, 56 pcs
Prod No: 609291-97 FaciForm Refills (see list below), 8 pcs

Refill packages supplied in multiples of 10

Prod No: 609291 FaciForm 11F, 8 pcs
Prod No: 609292 FaciForm 21F, 8 pcs
Prod No: 609293 FaciForm 12F, 8 pcs
Prod No: 609294 FaciForm 22F, 8 pcs
Prod No: 609295 FaciForm 13F, 8 pcs
Prod No: 609296 FaciForm 23F, 8 pcs
Prod No: 609297 FaciForm 32-42F, 8 pcs

FaciForms are matrices for forming composite veneers, pontics, cervical fillings and incisal contouring. FaciForm is a similar product to CoForm that offers a preformed range of molds for creating natural looking facings with composite.

Transparent Matrices used for:

- Veneers
- Pontics
- Cervical fillings
- Incisal contouring



FullForm™

F-coding system

Prod No: 609773 FullForm F, Assortment Anteriors/Premolars, 60 pcs
 Prod No: 609774 FullForm F, Assortment Anteriors/Premolars, 2x60 pcs
 Prod No: 609700 - 59 FullForm F, Refills (see list below), 5 pcs

Transparent peel off crown forms. The FullForm Peel off Crowns are made of strong, transparent laminated plastic which makes them less brittle and much more resistant to hydraulic forces incurred by the application of a material-filled crown form. Strip off crown forms for support and form during core build-ups, support and form when making pontics in bonded composite bridges.

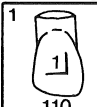

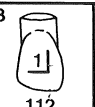
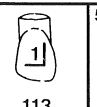
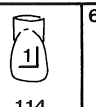
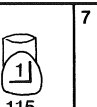
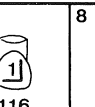
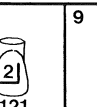


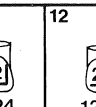

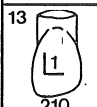

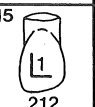
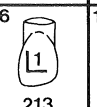
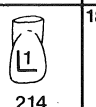
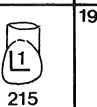
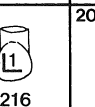
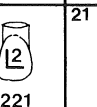
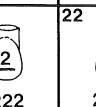
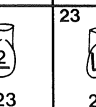
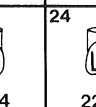
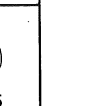
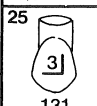
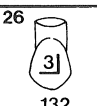
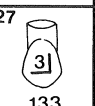
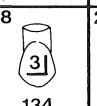
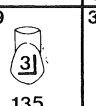
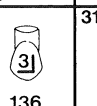
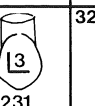
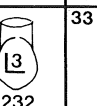
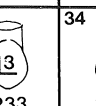
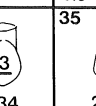
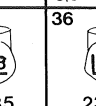

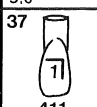
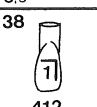
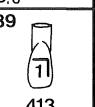
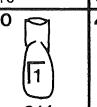
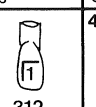
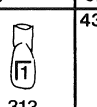

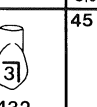
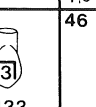
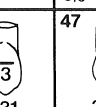
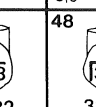
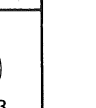
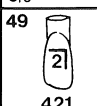
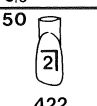
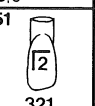
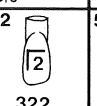
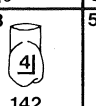
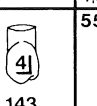
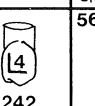
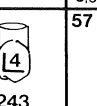
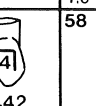
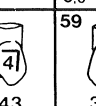
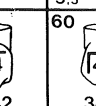
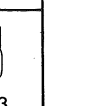
FullForm are coded like and fully interchangeable with most popular brands, F, OP and C system. Available in 60 different sizes in either assortment boxes or refills.

Prod No: 609700 Refill: FullForm 110, 5 pcs
 Prod No: 609701 Refill: FullForm 11, 5 pcs
 Prod No: 609702 Refill: FullForm 112, 5 pcs
 Prod No: 609703 Refill: FullForm 113, 5 pcs
 Prod No: 609704 Refill: FullForm 114, 5 pcs
 Prod No: 609705 Refill: FullForm 115, 5 pcs
 Prod No: 609706 Refill: FullForm 116, 5 pcs
 Prod No: 609707 Refill: FullForm 12, 5 pcs
 Prod No: 609708 Refill: FullForm 122, 5 pcs
 Prod No: 609709 Refill: FullForm 123, 5 pcs
 Prod No: 609710 Refill: FullForm 124, 5 pcs
 Prod No: 609711 Refill: FullForm 125, 5 pcs
 Prod No: 609712 Refill: FullForm 210, 5 pcs
 Prod No: 609713 Refill: FullForm 21, 5 pcs
 Prod No: 609714 Refill: FullForm 212, 5 pcs
 Prod No: 609715 Refill: FullForm 213, 5 pcs
 Prod No: 609716 Refill: FullForm 214, 5 pcs
 Prod No: 609717 Refill: FullForm 215, 5 pcs
 Prod No: 609718 Refill: FullForm 216, 5 pcs
 Prod No: 609719 Refill: FullForm 221, 5 pcs


Prod No: 609720 Refill: FullForm 222, 5 pcs
 Prod No: 609721 Refill: FullForm 223, 5 pcs
 Prod No: 609722 Refill: FullForm 224, 5 pcs
 Prod No: 609723 Refill: FullForm 225, 5 pcs
 Prod No: 609724 Refill: FullForm 131, 5 pcs
 Prod No: 609725 Refill: FullForm 132, 5 pcs
 Prod No: 609726 Refill: FullForm 133, 5 pcs
 Prod No: 609727 Refill: FullForm 134, 5 pcs
 Prod No: 609728 Refill: FullForm 135, 5 pcs
 Prod No: 609729 Refill: FullForm 136, 5 pcs
 Prod No: 609730 Refill: FullForm 231, 5 pcs
 Prod No: 609731 Refill: FullForm 232, 5 pcs
 Prod No: 609732 Refill: FullForm 233, 5 pcs
 Prod No: 609733 Refill: FullForm 234, 5 pcs
 Prod No: 609734 Refill: FullForm 235, 5 pcs
 Prod No: 609735 Refill: FullForm 236, 5 pcs
 Prod No: 609736 Refill: FullForm 411, 5 pcs
 Prod No: 609737 Refill: FullForm 412, 5 pcs
 Prod No: 609738 Refill: FullForm 413, 5 pcs
 Prod No: 609739 Refill: FullForm 311, 5 pcs

Prod No: 609740 Refill: FullForm 312, 5 pcs
 Prod No: 609741 Refill: FullForm 313, 5 pcs
 Prod No: 609742 Refill: FullForm 431, 5 pcs
 Prod No: 609743 Refill: FullForm 432, 5 pcs
 Prod No: 609744 Refill: FullForm 433, 5 pcs
 Prod No: 609745 Refill: FullForm 331, 5 pcs
 Prod No: 609746 Refill: FullForm 332, 5 pcs
 Prod No: 609747 Refill: FullForm 333, 5 pcs
 Prod No: 609748 Refill: FullForm 421, 5 pcs
 Prod No: 609749 Refill: FullForm 422, 5 pcs
 Prod No: 609750 Refill: FullForm 321, 5 pcs
 Prod No: 609751 Refill: FullForm 322, 5 pcs
 Prod No: 609752 Refill: FullForm 142, 5 pcs
 Prod No: 609753 Refill: FullForm 143, 5 pcs
 Prod No: 609754 Refill: FullForm 242, 5 pcs
 Prod No: 609755 Refill: FullForm 243, 5 pcs
 Prod No: 609756 Refill: FullForm 442, 5 pcs
 Prod No: 609757 Refill: FullForm 443, 5 pcs
 Prod No: 609758 Refill: FullForm 342, 5 pcs
 Prod No: 609759 Refill: FullForm 343, 5 pcs

Information on additional sizes on request

1  10.0 110	2  9.5 111	3  9.0 112	4  8.0 113	5  7.5 114	6  8.0 115	7  7.0 116	8  6.5 121	9  6.0 122	10  6.0 123	11  5.5 124	12  5.0 125
13  10.0 210	14  9.5 211	15  9.0 212	16  8.0 213	17  7.5 214	18  8.0 215	19  7.0 216	20  6.5 221	21  6.0 222	22  6.0 223	23  5.5 224	24  5.0 225
25  9.0 131	26  8.5 132	27  8.0 133	28  7.0 134	29  6.5 135	30  6.0 136	31  9.0 231	32  8.5 232	33  8.0 233	34  7.0 234	35  6.5 235	36  6.0 236
37  6.0 411	38  5.5 412	39  5.0 413	40  6.0 311	41  5.5 312	42  5.0 313	43  7.0 431	44  6.0 432	45  5.5 433	46  7.0 331	47  6.0 332	48  5.5 333
49  6.0 421	50  5.5 422	51  6.0 321	52  5.5 322	53  7.0 142	54  6.5 143	55  7.0 242	56  6.5 243	57  7.0 442	58  6.5 443	59  7.0 342	60  6.5 343

0108



FullForm™ OP-coding system





























































Prod No: 609892 FullForm OP, Assortment Anteriors & Premolars, 60 pcs
 Prod No: 609893 FullForm OP, Assortment Anteriors & Premolars, 2x60 pcs
 Prod No: 609800 - 59 FullForm OP, Refills (see list below), 5 pcs

Prod No: 609800 FullForm Refill: OP R1, 5 pcs
 Prod No: 609801 FullForm Refill: OP L1, 5 pcs
 Prod No: 609802 FullForm Refill: OP R101, 5 pcs
 Prod No: 609803 FullForm Refill: OP L101, 5 pcs
 Prod No: 609804 FullForm Refill: OP R2, 5 pcs
 Prod No: 609805 FullForm Refill: OP L2, 5 pcs
 Prod No: 609806 FullForm Refill: OP R3, 5 pcs
 Prod No: 609807 FullForm Refill: OP L3, 5 pcs
 Prod No: 609808 FullForm Refill: OP R211, 5 pcs
 Prod No: 609809 FullForm Refill: OP L211, 5 pcs
 Prod No: 609810 FullForm Refill: OP R212, 5 pcs
 Prod No: 609811 FullForm Refill: OP L212, 5 pcs
 Prod No: 609812 FullForm Refill: OP R11, 5 pcs
 Prod No: 609813 FullForm Refill: OP L11, 5 pcs
 Prod No: 609814 FullForm Refill: OP R111, 5 pcs
 Prod No: 609815 FullForm Refill: OP L111, 5 pcs
 Prod No: 609816 FullForm Refill: OP R12, 5 pcs
 Prod No: 609817 FullForm Refill: OP L12, 5 pcs
 Prod No: 609818 FullForm Refill: OP R23, 5 pcs
 Prod No: 609819 FullForm Refill: OP L23, 5 pcs

Prod No: 609820 FullForm Refill: OP R15, 5 pcs
 Prod No: 609821 FullForm Refill: OP L15, 5 pcs
 Prod No: 609822 FullForm Refill: OP R4, 5 pcs
 Prod No: 609823 FullForm Refill: OP L4, 5 pcs
 Prod No: 609824 FullForm Refill: OP R21, 5 pcs
 Prod No: 609825 FullForm Refill: OP L21, 5 pcs
 Prod No: 609826 FullForm Refill: OP R121, 5 pcs
 Prod No: 609827 FullForm Refill: OP L121, 5 pcs
 Prod No: 609828 FullForm Refill: OP R22, 5 pcs
 Prod No: 609829 FullForm Refill: OP L22, 5 pcs
 Prod No: 609830 FullForm Refill: OP R13, 5 pcs
 Prod No: 609831 FullForm Refill: OP L13, 5 pcs
 Prod No: 609832 FullForm Refill: OP R16, 5 pcs
 Prod No: 609833 FullForm Refill: OP L16, 5 pcs
 Prod No: 609834 FullForm Refill: OP R6, 5 pcs
 Prod No: 609835 FullForm Refill: OP L6, 5 pcs
 Prod No: 609836 FullForm Refill: OP R31, 5 pcs
 Prod No: 609837 FullForm Refill: OP L31, 5 pcs
 Prod No: 609838 FullForm Refill: OP R131, 5 pcs
 Prod No: 609839 FullForm Refill: OP L131, 5 pcs

Prod No: 609840 Refill: OP R32, 5 pcs
 Prod No: 609841 Refill: OP L32, 5 pcs
 Prod No: 609842 Refill: OP R43, 5 pcs
 Prod No: 609843 Refill: OP L43, 5 pcs
 Prod No: 609844 Refill: OP R17, 5 pcs
 Prod No: 609845 Refill: OP L17, 5 pcs
 Prod No: 609846 Refill: OP R7, 5 pcs
 Prod No: 609847 Refill: OP L7, 5 pcs
 Prod No: 609848 Refill: OP R41, 5 pcs
 Prod No: 609849 Refill: OP L41, 5 pcs
 Prod No: 609850 Refill: OP R141, 5 pcs
 Prod No: 609851 Refill: OP L141, 5 pcs
 Prod No: 609852 Refill: OP R42, 5 pcs
 Prod No: 609853 Refill: OP L42, 5 pcs
 Prod No: 609854 Refill: OP R33, 5 pcs
 Prod No: 609855 Refill: OP L33, 5 pcs
 Prod No: 609856 Refill: OP R171, 5 pcs
 Prod No: 609857 Refill: OP L171, 5 pcs
 Prod No: 609858 Refill: OP R161, 5 pcs
 Prod No: 609859 Refill: OP L161, 5 pcs

Information on additional sizes on request.

1  R1	2  L1	3  R101	4  L101	5  R2	6  L2	7  R3	8  L3	9  R211	10  L211	11  R212	12  L212
13  R11	14  L11	15  R111	16  L111	17  R12	18  L12	19  R23	20  L23	21  R15	22  L15	23  R4	24  L4
25  R21	26  L21	27  R121	28  L121	29  R22	30  L22	31  R13	32  L13	33  R16	34  L16	35  R6	36  L6
37  R31	38  L31	39  R131	40  L131	41  R32	42  L32	43  R43	44  L43	45  R17	46  L17	47  R7	48  L7
49  R41	50  L41	51  R141	52  L141	53  R42	54  L42	55  R33	56  L33	57  R171	58  L171	59  R161	60  L161



FullForm™ C-coding system

Prod No: 609661 FullForm C, Assortment Anteriors & Premolar, 60 pcs
 Prod No: 609662 FullForm C, Assortment Anteriors & Premolars, 2x60 pcs
 Prod No: 609603 - 60 FullForm C, Refills (see list below), 5 pcs

Prod No: 609601 FullForm Refill: C A-1, 5 pcs
 Prod No: 609602 FullForm Refill: C A-2, 5 pcs
 Prod No: 609603 FullForm Refill: C A-3, 5 pcs
 Prod No: 609604 FullForm Refill: C A-4, 5 pcs
 Prod No: 609605 FullForm Refill: C A-5, 5 pcs
 Prod No: 609606 FullForm Refill: C A-6, 5 pcs
 Prod No: 609607 FullForm Refill: C F-1, 5 pcs
 Prod No: 609608 FullForm Refill: C G-1, 5 pcs
 Prod No: 609609 FullForm Refill: C G-2, 5 pcs
 Prod No: 609610 FullForm Refill: C L-1, 5 pcs
 Prod No: 609611 FullForm Refill: C L-2, 5 pcs
 Prod No: 609612 FullForm Refill: C P-1, 5 pcs
 Prod No: 609613 FullForm Refill: C B-1, 5 pcs
 Prod No: 609614 FullForm Refill: C B-2, 5 pcs
 Prod No: 609615 FullForm Refill: C B-3, 5 pcs
 Prod No: 609616 FullForm Refill: C B-4, 5 pcs
 Prod No: 609617 FullForm Refill: C B-5, 5 pcs
 Prod No: 609618 FullForm Refill: C B-6, 5 pcs
 Prod No: 609619 FullForm Refill: C F-2, 5 pcs
 Prod No: 609620 FullForm Refill: C H-1, 5 pcs

Prod No: 609621 FullForm Refill: C H-2, 5 pcs
 Prod No: 609622 FullForm Refill: C M-1, 5 pcs
 Prod No: 609623 FullForm Refill: C M-2, 5 pcs
 Prod No: 609624 FullForm Refill: C P-2, 5 pcs
 Prod No: 609625 FullForm Refill: C C-1, 5 pcs
 Prod No: 609626 FullForm Refill: C C-2, 5 pcs
 Prod No: 609627 FullForm Refill: C C-3, 5 pcs
 Prod No: 609628 FullForm Refill: C C-4, 5 pcs
 Prod No: 609629 FullForm Refill: C C-5, 5 pcs
 Prod No: 609630 FullForm Refill: C C-6, 5 pcs
 Prod No: 609631 FullForm Refill: C F-3, 5 pcs
 Prod No: 609632 FullForm Refill: C I-1, 5 pcs
 Prod No: 609633 FullForm Refill: C I-2, 5 pcs
 Prod No: 609634 FullForm Refill: C N-1, 5 pcs
 Prod No: 609635 FullForm Refill: C N-2, 5 pcs
 Prod No: 609636 FullForm Refill: C P-3, 5 pcs
 Prod No: 609637 FullForm Refill: C D-1, 5 pcs
 Prod No: 609638 FullForm Refill: C D-2, 5 pcs
 Prod No: 609639 FullForm Refill: C D-3, 5 pcs
 Prod No: 609640 FullForm Refill: C D-4, 5 pcs

Prod No: 609641 FullForm Refill: C D-5, 5 pcs
 Prod No: 609642 FullForm Refill: C D-6, 5 pcs
 Prod No: 609643 FullForm Refill: C F-4, 5 pcs
 Prod No: 609644 FullForm Refill: C J-1, 5 pcs
 Prod No: 609645 FullForm Refill: C J-2, 5 pcs
 Prod No: 609646 FullForm Refill: C O-1, 5 pcs
 Prod No: 609647 FullForm Refill: C O-2, 5 pcs
 Prod No: 609648 FullForm Refill: C P-4, 5 pcs
 Prod No: 609649 FullForm Refill: C E-1, 5 pcs
 Prod No: 609650 FullForm Refill: C E-2, 5 pcs
 Prod No: 609651 FullForm Refill: C E-3, 5 pcs
 Prod No: 609652 FullForm Refill: C E-4, 5 pcs
 Prod No: 609653 FullForm Refill: C E-5, 5 pcs
 Prod No: 609654 FullForm Refill: C E-6, 5 pcs
 Prod No: 609655 FullForm Refill: C F-5, 5 pcs
 Prod No: 609656 FullForm Refill: C K-1, 5 pcs
 Prod No: 609657 FullForm Refill: C K-2, 5 pcs
 Prod No: 609658 FullForm Refill: C P-7, 5 pcs
 Prod No: 609659 FullForm Refill: C P-6, 5 pcs
 Prod No: 609660 FullForm Refill: C P-5, 5 pcs

Information on additional sizes on request

1 WIDTH: 9,75 mm A-1 L CUS. XL	2 WIDTH: 8 mm A-2 L LAT. XL	3 WIDTH: 10 mm A-3 L CEN. XL	4 WIDTH: 10 mm A-4 R CEN. XL	5 WIDTH: 8 mm A-5 R LAT. XL	6 WIDTH: 9,75 mm A-6 R CUS. XL	7 WIDTH: 5 mm F-1 L CEN. UD	8 WIDTH: 10 mm G-1 L CEN. XL	9 WIDTH: 10 mm G-2 R CEN. XL	10 WIDTH: 10 mm L-1 L CEN. XL	11 WIDTH: 10 mm L-2 R CEN. XL	12 WIDTH: 7,1 mm XL P-1 L-R BICUS.
13 WIDTH: 9 mm B-1 L CUS. L	14 WIDTH: 7,5 mm B-2 L LAT. L	15 WIDTH: 9,5 mm B-3 L CEN. L	16 WIDTH: 9,5 mm B-4 R CEN. L	17 WIDTH: 7,5 mm B-5 R LAT. L	18 WIDTH: 9 mm B-6 R CUS. L	19 WIDTH: 5 mm F-2 R CEN. UD	20 WIDTH: 10 mm H-1 L CEN. L	21 WIDTH: 10 mm H-2 R CEN. L	22 WIDTH: 9,5 mm M-1 L CEN. XL	23 WIDTH: 9,5 mm M-2 R CEN. XL	24 WIDTH: 7 mm XL P-2 L-R BICUS.
25 WIDTH: 8 mm C-1 L CUS. M	26 WIDTH: 6,75 mm C-2 L LAT. M	27 WIDTH: 8,75 mm C-3 L CEN. M	28 WIDTH: 8,75 mm C-4 R CEN. M	29 WIDTH: 6,75 mm C-5 R LAT. M	30 WIDTH: 8 mm C-6 R CUS. M	31 WIDTH: 4,5 mm F-3 L-R CEN LD	32 WIDTH: 9 mm I-1 L CEN. M	33 WIDTH: 9 mm I-2 R CEN. M	34 WIDTH: 9,5 mm N-1 L CUS. XL	35 WIDTH: 9,5 mm N-2 R CUS. XL	36 WIDTH: 6,9 mm L P-3 L-R BICUS.
37 WIDTH: 7,5 mm D-1 L CUS. MS	38 WIDTH: 6,25 mm D-2 L LAT. MS	39 WIDTH: 8 mm D-3 L CEN. MS	40 WIDTH: 8 mm D-4 R CEN. MS	41 WIDTH: 6,25 mm D-5 R LAT. MS	42 WIDTH: 7,5 mm D-6 R CUS. MS	43 WIDTH: 6,75 mm F-4 L-R BICUS. M	44 WIDTH: 8,5 mm J-1 L CEN. M	45 WIDTH: 8,5 mm J-2 R CEN. M	46 WIDTH: 9 mm O-1 L CUS. XL	47 WIDTH: 9 mm O-2 R CUS. XL	48 WIDTH: 6,8 mm M P-4 L-R BICUS.
49 WIDTH: 6,75 mm E-1 L CUS. S	50 WIDTH: 5,75 mm E-2 L LAT. S	51 WIDTH: 7,5 mm E-3 L CEN. S	52 WIDTH: 7,5 mm E-4 R CEN. S	53 WIDTH: 5,75 mm E-5 R LAT. S	54 WIDTH: 6,75 mm E-6 R CUS. S	55 WIDTH: 7,25 mm F-5 L-R BICUS. L	56 WIDTH: 8 mm K-1 L CEN. S	57 WIDTH: 8 mm K-2 R CEN. S	58 WIDTH: 6,3 mm S P-7 L-R BICUS.	59 WIDTH: 6,5 mm S P-6 L-R BICUS.	60 WIDTH: 6,7 mm M P-5 L-R BICUS.

4

reasons to use ProxyPal® 3D Matrix

Deep curvature

The distinct curvature is suitable for diastema closure. By pushing/pulling the matrix it is easy to find a suitable position for every tooth.

Shallow curvature

The curvature is subtle which is ideal for lower jaw incisors.

Cervical edge

The cervical edge forms an artificial cement- enamel junction (CEJ) forming the interdental papilla and preventing "black triangle disease". The cervical edge blocks moisture from the surrounding tissue that contaminates the cavity.

3D contour matrix

One matrix for all front fillings.
Progressive contour.





ProxyPal® **the pre-shaped progressive** **curvature aids to create incisial** **fillings with a correct anatomical shape**

Prod No: 604092, ProxyPal, 36 pcs

The proximal curvature differs from tooth to tooth. In order to achieve a perfect filling the matrix has been designed so that the curvature of the matrix escalates linearly along its total length.

In one end the curvature is vague which is ideal for lower jaw incisors. In the other end the matrix curvature is distinct thus suitable i.e. a diastema closure. By pushing/pulling the matrix it is easy to find a suitable curvature for every tooth. The matrix has a cervical edge which inserted into the gingival pocket stabilizes the matrix during insertion of filling material. The cervical edge prevents moisture from the surrounding tissue that interferes with the cavity and stabilizes the matrix during insertion of filling material. Indications for use: Class IV, large class III and closure of diastema.

How to use ProxyPal®

The purpose of ProxyPal is to achieve an anatomically correct form when performing a diastema closure or a Class IV filling, involving the cervical part. The matrix has a progressive contour, a slight curvature at one end and a more dominant curvature at the other end.

Place ProxyPal around the tooth with the about 1 mm cervical edge in apical direction. Push into the gingival pocket on the side to be restored. Pull the matrix gently in either direction, until you find the proximal contour you prefer.

Cut the excess of the matrix. Keep the matrix in place with a finger on the palatal/lingual surface. Etch/rinse/dry/ bond. Apply composite, pull gently the matrix on the “working” side to spread the composite. Add more composite if necessary. Do not pull the strip! Light cure. Do the final finishing and contouring with paper discs. Polish and inspect the nice proximal contour.





1.
Tooth 12 Class IV cavity.
Teeth 11 and 21 with a
diastema to be closed.



2.
ProxyPal applied
for the closure of
the diastema.



3.
ProxyPal in place forming
a perfect matrix for the
Class IV filling.

4

reasons to use Spotit® C&B contact finder

Exact indication for adjustment of C&B work

Spotit simplifies adjustment of C&B contact points. Exact indication of contact points.

Optimal access

Optimal access thanks to straight and angled design.

Easy handling

Easy to use - no assistance needed.
Time-saving and accurate.

Clear Indication

Leaves no marks outside the contact area.



awards 2015
clinical innovations
Highly Commended



Spotit® C&B contact finder

Prod No: 690112 Spotit Assortment, 9+9 pcs
Prod No: 690110 Spotit Refill Straight, 18 pcs
Prod No: 690111 Spotit Refill Angled, 18 pcs

Before cementation of conventional crowns, bridges and implant prosthetics, it is necessary to assess the relationship of the crown to the neighboring teeth. Occlusion paper is often used to check the contact point. This method however shows a too broad and inaccurate contact point with the subsequent risk of excessive adjustment, often resulting in too large contact point.

Spotit is a coloured marker available on straight and angled handle. As the marker traverses the contact between the prosthetic element and the adjacent tooth it leaves a clear and accurate indication of the adjustment needed for a perfect contact point. The whole operation can be performed without assistance - holding the crown with one hand and the marker with the other hand.

Adjusting contact points on crowns and bridges has never been easier!

How to use Spotit®

Spotit is a coloured marker that indicates exactly where to adjust contacts before final cementation of C&B works.

Put the C&B work in place. Press carefully. Pass Spotit through the hard contact one time only. Remove the C&B work and find the exact spot where you adjust the contact. Repeat if necessary. Do the final cementation.





The implant construction in place. The contact is a little too tight.



Spotit passes through the hard contact while the implant construction is carefully pressed. Only one time!



Spotit gave a clean indication where to do the adjustment.



On the adjacent tooth is also an accurate indication for adjustment.

4

reasons to use ANA Etching Gel

Clearly detectable

ANA Etching Gel is a bright blue enamel and dentine etchant with 37% phosphoric acid.

Etching gel with perfect texture

ANA Etching Gel stays in place without collapsing, the texture is perfect for any way of etching and the consistency gives an exact application.

Ideal viscosity for precise application

The ideal viscosity in combination with the blue colour enables very precise and clearly detectable placement. The thin bendable needle helps with accurate application.

Easy to rinse off

ANA Etching Gel is very easy and fast to rinse off. No phosphoric acid left in the cavity.



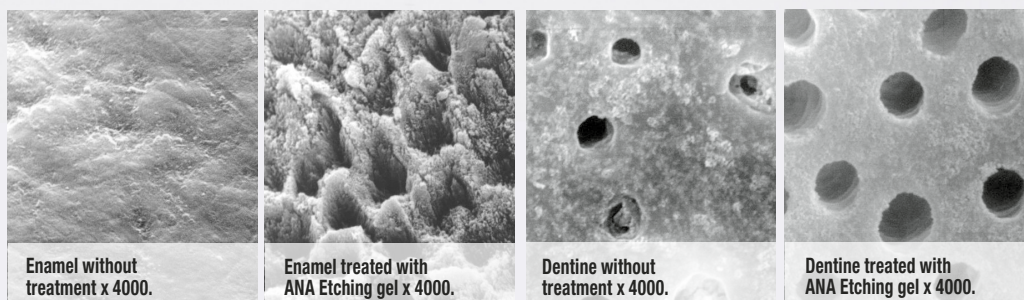
ANA Etching Gel 37% phosphoric acid

Prod No: 1510200 ANA Etching Gel, 2-Pack, 2x2 ml
 Prod No: 1510400 ANA Etching Gel, Maxi, 10x2ml
 Prod No: 1510500 ANA Etching Gel, Application Tip, 100 pcs
 Prod No: 1510600 ANA Etching Gel, Jumbo Pack, 1x50 ml+5 Syringes + 20 ApplicationTips
 Prod No: 690141 Grip Plate, 10 pcs

Nano sized particles are of importance for ANA Etching Gel. The consistency gives handling properties required by all dentists such as exact application at the correct time and a complete rinse off. No phosphoric acid left in the cavity. ANA Etching gel has got these outstanding properties.

ANA Etching Gel is an enamel and dentine etchant with 37% concentration of phosphoric acid. It is a well established fact that etching materials should contain 35-40% phosphoric acid. ANA Etching Gel and it's texture is perfect for any way of etching. Using enamel etch or total etch technique.

ANA Etching Gel stays in place without collapsing. The ideal viscosity in combination with the blue colour enables very precise and clearly detectable placement. The thin bendable needles allow accurate application. Very easy and fast to rinse off.



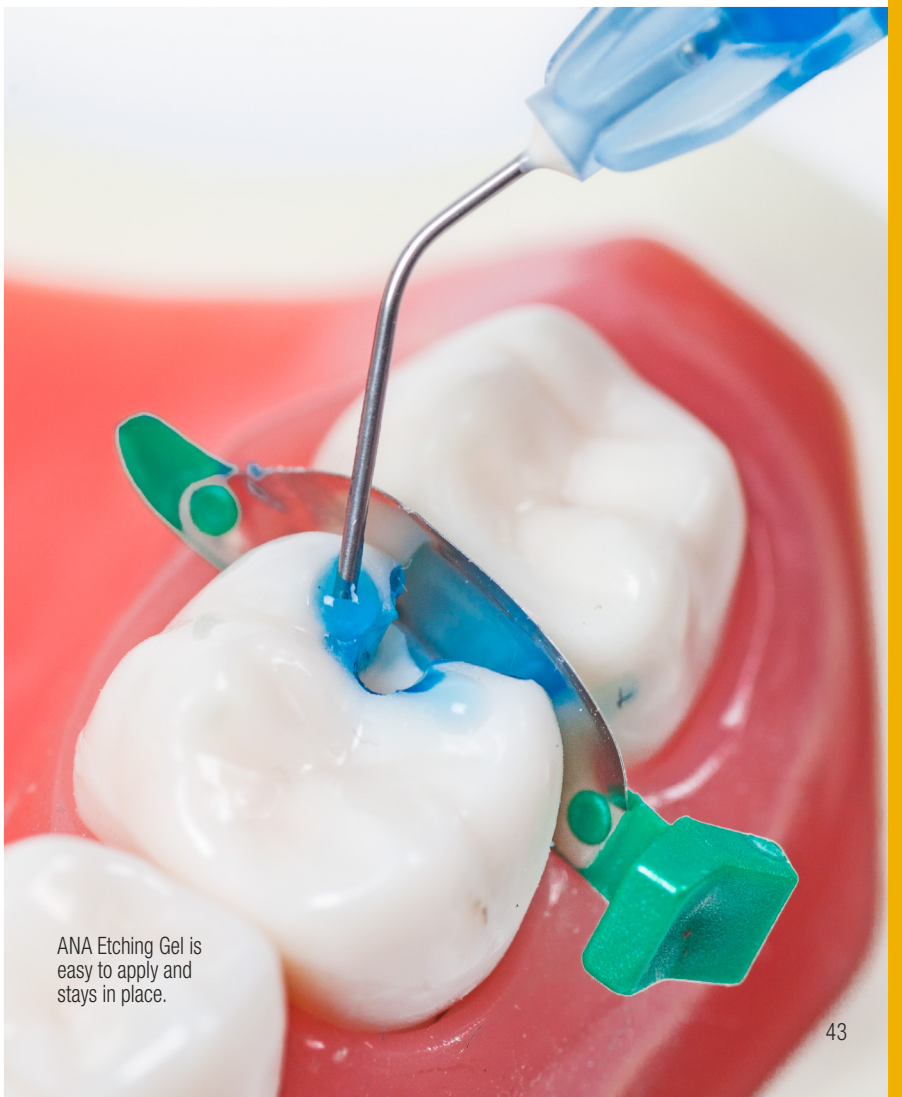
From report on effectiveness of new ANA Etching Gel. By prof. Paz Alejandro G.C. Dental material University J F Kennedy, Bs Argentina.
 The analysis showed appropriate values for diameter and depth of the etch pattern in enamel. In dentine the decalcification left the tubuli exposed in appropriate form.

How to use ANA Etching Gel

37% concentration of phosphoric acid for enamel and total etch techniques.

Use a thin flexible application tip for accurate placement on the desired area. On enamel leave the ANA Etching Gel 20 sec maximum. For total etching place first etching gel on the enamel, agitating gel to make it more effective. After 10 sec brush out etching gel for 10 seconds on dentin. Rinse etching gel, blow dry. Make sure there is a frosty etched surface of the enamel. Continue filling procedure following instructions of used materials.





ANA Etching Gel is easy to apply and stays in place.

ANA Liner compomer lining

Prod No: 1610000 ANA Liner, Maxi, 10x0,3 g
Prod No: 1610300 ANA Liner, 2-Pack, 2x0,3 g

This original compomer composition allows controlled expansion, an important property to compensate the curing contraction of composite materials. Thanks to the glass ionomer content ANA Liner doubles the adhesion to dentine. As a lining material it can also be used for porcelain fillings. ANA Liner is also suitable for temporary and minor fillings.

ANA Liner is a one component light cured lining material. Inserted directly from the syringe ANA Liner offers a very convenient handling. The syringe is unique, elegant and offers an easy application. Lining has never been easier.

Gap free composite restorations are a fact when this liner is used as the expansion is approx. 1 %. This compensates the curing contraction in a composite filling. ANA Liner bonds to the dentine which prevents the formation of marginal gaps protecting from bacterial penetration which might lead to pulp damage or post operative sensitivity.

Composition:

Polymethacrylated polycarbonica acid	4%
Polyacrylic acid	7%
BIS-GMA	8%
Triethylenglycoldimethacrylate	6%
Amine/campherquinone catalyst	1%
Ionomer cement filler	50%
Bariumglass/SiO ₂	24%

4-reasons to use ANA Liner:

- Compensate composite shrinkage
- Increase bonding strenght
- Biocompatible
- Radio-opaque



ANA Norm Aesthetics micro hybrid composite

1330100 ANA Norm Aesthetics Universal, 10x0,3 g
 1330300 ANA Norm Aesthetics White, 5x0,3 g
 1330600 ANA Norm Aesthetics Grey, 5x0,3 g
 1330700 ANA Norm Aesthetics Shade Guide

A micro hybrid composite with excellent radio opacity, high gloss polishability, low polymerisation shrinkage and with a unique colour system. To select the most appropriate shade determine the direction of tooth colour. The universal shade alone accommodates the majority of patients and is used on its own. Choose between the dentine colours, white or grey. Insert the selected colour as dentine. The thickness of the layers determines the intensity of the colour. If the tooth colour is very intense one of the dentine colours is used on its own. Polish to an outstanding gloss finish.

Properties:

Depth of cure	3,5 mm
Flexural strength	120MPa
Water absorption	25µg/mm ³
Radiopacity	2 mmAl
Designed for classes	I, II, III, IV, V
Complies with	ISO 4049
Tot. inorganic filler content	77%Wt.

4-reasons to use ANA Norm Aesthetics:

- Excellent radiopacity
- High gloss polish ability
- The ANA Norm Colour system
- Small polymerisation shrinkage



4

reasons to use Nobetec®

ZOE- multipurpose cement

The powder and liquid offer the possibility to mix different consistencies for various applications.

Stays in place as long as needed

Extremely strong and lasting cementation of temporary crowns.

Excellent adhesion

Excellent adhesion when used as a temporary filling.

Long and successful history

Very long and successful history in dentistry.



Nobetec® ZOE-cement

Prod No: 1250100 Nobetec Powder, 100 g
Prod No: 1250200 Nobetec Liquid, 20 ml

Nobetec is a tissue compatible multi-purpose ZOE-cement. The powder and liquid offers the possibility to mix different consistencies for various applications. Nobetec is known for its strength! It is also easy to remove without falling off ahead of schedule when used for cementation of temporary crowns and bridges. When using Nobetec as temporary filling the adhesion is excellent but at the same time it is easily removed by means of an excavator or a burr drill.

Thanks to the total etch technique any remaining eugenol is removed and does not affect the bonding capacity. Eugenol, Balsam of Peru and Balsam of Canada have all pain relieving and soothing capacity.

Composition:

Liquid:
Eugenol 60%,
Balsam of Canada 35%
Balsam of Peru 5%

Powder:
Zinc oxide 60%
Colofonium 40%

Directa® Temporary Crowns Translucent

Prod No: 609200 Directa Temporary Crowns Translucent, Assortment 1-2-3, 2x40 pcs
 Prod No: 609201 Directa Temporary Crowns Translucent, Assortment 4-5-6, 2x30 pcs
 Prod No: 609202 Directa Temporary Crowns Translucent, Assortment 1 to 6, 2x70 pcs
 Prod No: 609203 Directa Temporary Crowns Translucent, Selecta Mould Guide Centrals 1, 14 pcs
 Prod No: 609204 Directa Temporary Crowns Translucent, Selecta Mould Guide Laterals 2, 12 pcs
 Prod No: 609205 Directa Temporary Crowns Translucent,, Selecta Mould Guide Cuspids 3, 14 pcs
 Prod No: 609206 Directa Temporary Crowns Translucent, Selecta Mould Guide Bicuspid Upper, 410 pcs
 Prod No: 609207 Directa Temporary Crowns Translucent, Selecta Mould Guide Bicuspid Lower, 510 pcs
 Prod No: 609208 Directa Temporary Crowns Translucent, Selecta Mould Guide Lower Incisors 6, 10 pcs
 Prod No: 609209-78 Directa Temporary Crowns Translucent, Refills (see list below), 5 pcs

Easy to handle, easy to dispense from the Directa mould guide. A selection of sizes for each quadrant. Acclaimed coding system adopted by manufacturers the world over. Directa crowns are made of high quality polycarbonate which is resilient to mouth fluids and can be trimmed without risk of damage.

Prod No: 609270 Directa TR 100, Centrals, 5 pcs
 Prod No: 609271 Directa TR 101, Centrals, 5 pcs
 Prod No: 609210 Directa TR 10, Centrals, 5 pcs
 Prod No: 609211 Directa TR 11, Centrals, 5 pcs
 Prod No: 609212 Directa TR 12, Centrals, 5 pcs
 Prod No: 609213 Directa TR 13, Centrals, 5 pcs
 Prod No: 609214 Directa TR 14, Centrals, 5 pcs
 Prod No: 609215 Directa TR 15, Centrals, 5 pcs
 Prod No: 609216 Directa TR 16, Centrals, 5 pcs
 Prod No: 609217 Directa TR 17, Centrals, 5 pcs
 Prod No: 609218 Directa TR 18, Centrals, 5 pcs
 Prod No: 609219 Directa TR 19, Centrals, 5 pcs
 Prod No: 609272 Directa TR 102, Centrals, 5 pcs
 Prod No: 609273 Directa TR 103, Centrals, 5 pcs
 Prod No: 609209 Directa TR 2, Laterals, 5 pcs
 Prod No: 609220 Directa TR 20, Laterals, 5 pcs
 Prod No: 609221 Directa TR 21, Laterals, 5 pcs
 Prod No: 609222 Directa TR 22, Laterals, 5 pcs
 Prod No: 609223 Directa TR 23, Laterals, 5 pcs
 Prod No: 609224 Directa TR 24, Laterals, 5 pcs
 Prod No: 609225 Directa TR 25, Laterals, 5 pcs
 Prod No: 609226 Directa TR 26, Laterals, 5 pcs
 Prod No: 609227 Directa TR 27, Laterals, 5 pcs
 Prod No: 609228 Directa TR 28, Laterals, 5 pcs
 Prod No: 609229 Directa TR 29, Laterals, 5 pcs
 Prod No: 609274 Directa TR 200, Laterals, 5 pcs
 Prod No: 609275 Directa TR 300, Cuspids, 5 pcs
 Prod No: 609276 Directa TR 301, Cuspids, 5 pcs
 Prod No: 609230 Directa TR 30, Cuspids, 5 pcs
 Prod No: 609231 Directa TR 31, Cuspids, 5 pcs
 Prod No: 609232 Directa TR 32, cuspids, 5 pcs
 Prod No: 609233 Directa TR 33, Cuspids, 5 pcs
 Prod No: 609234 Directa TR 34, Cuspids, 5 pcs
 Prod No: 609235 Directa TR 35, Cuspids, 5 pcs
 Prod No: 609236 Directa TR 36, Cuspids, 5 pcs

Prod No: 609237 Directa TR 37, Cuspids, 5 pcs
 Prod No: 609238 Directa TR 38 Cuspids, 5 pcs
 Prod No: 609239 Directa TR 39 Cuspids, 5 pcs
 Prod No: 609277 Directa TR 302 Cuspids, 5 pcs
 Prod No: 609278 Directa TR 303 Cuspids, 5 pcs
 Prod No: 609240 Directa TR 40 Upper bicuspid long, 5 pcs
 Prod No: 609241 Directa TR 41 Upper bicuspid long, 5 pcs
 Prod No: 609242 Directa TR 42 Upper bicuspid long, 5 pcs
 Prod No: 609243 Directa TR 43 Upper bicuspid long, 5 pcs
 Prod No: 609244 Directa TR 44 Upper bicuspid long, 5 pcs
 Prod No: 609245 Directa TR 45 Upper bicuspid short, 5 pcs
 Prod No: 609246 Directa TR 46 Upper bicuspid short, 5 pcs
 Prod No: 609247 Directa TR 47 Upper bicuspid short, 5 pcs
 Prod No: 609248 Directa TR 48 Upper bicuspid short, 5 pcs
 Prod No: 609249 Directa TR 49 Upper bicuspid short, 5 pcs
 Prod No: 609250 Directa TR 50 Lower bicuspid long, 5 pcs
 Prod No: 609251 Directa TR 51 Lower bicuspid long, 5 pcs
 Prod No: 609252 Directa TR 52 Lower bicuspid long, 5 pcs
 Prod No: 609253 Directa TR 53 Lower bicuspid long, 5 pcs
 Prod No: 609254 Directa TR 54 Lower bicuspid long, 5 pcs
 Prod No: 609255 Directa TR 55 Lower bicuspid short, 5 pcs
 Prod No: 609256 Directa TR 56 Lower bicuspid short, 5 pcs
 Prod No: 609257 Directa TR 57 Lower bicuspid short, 5 pcs
 Prod No: 609258 Directa TR 58 Lower bicuspid short, 5 pcs
 Prod No: 609259 Directa TR 59 Lower bicuspid short, 5 pcs
 Prod No: 609260 Directa TR 60 Lower incisors, 5 pcs
 Prod No: 609261 Directa TR 61 Lower incisors, 5 pcs
 Prod No: 609262 Directa TR 62 Lower incisors, 5 pcs
 Prod No: 609263 Directa TR 63 Lower incisors, 5 pcs
 Prod No: 609264 Directa TR 64 Lower incisors, 5 pcs
 Prod No: 609265 Directa TR 65 Lower incisors, 5 pcs
 Prod No: 609266 Directa TR 66 Lower incisors, 5 pcs
 Prod No: 609267 Directa TR 67 Lower incisors, 5 pcs
 Prod No: 609268 Directa TR 68 Lower incisors, 5 pcs
 Prod No: 609269 Directa TR 69 Lower incisors, 5 pcs



Directa® Temporary Crowns Opaque

Prod No: 609379 Directa Temporary Crowns Opaque, Assortment 1-2-3, 2x40 pcs
 Prod No: 609381 Directa Temporary Crowns Opaque, Assortment 4-5-6, 2x30 pcs
 Prod No: 609388 Directa Temporary Crowns Opaque, Assortment 1 to 6, 2x70 pcs
 Prod No: 609382 Directa Temporary Crowns Opaque, Selecta Mould Guide Centrals 1, 14 pcs
 Prod No: 609383 Directa Temporary Crowns Opaque, Selecta Mould Guide Laterals 2, 12 pcs
 Prod No: 609384 Directa Temporary Crowns Opaque, Selecta Mould Guide Cuspids 3, 14 pcs
 Prod No: 609385 Directa Temporary Crowns Opaque, Selecta Mould Guide Bicuspid Upper, 410 pcs
 Prod No: 609386 Directa Temporary Crowns Opaque, Selecta Mould Guide Bicuspid Lower, 510 pcs
 Prod No: 609387 Directa Temporary Crowns Opaque, Selecta Mould Guide Lower Incisors, 610 pcs
 Prod No: 609300 - 69 Directa Temporary Crowns Opaque, Refills (see list below), 5 pcs

The unique Directa Selecta mould guide makes even tiny crowns easy to handle, select and dispense. Simply select the right size and mould quickly and easily. The Selecta is then refilled from the organiser box ready for next time.

Prod No: 609361 Directa OP 100 Centrals, 5 pcs
 Prod No: 609362 Directa OP 101 Centrals, 5 pcs
 Prod No: 609301 Directa OP 10 Centrals, 5 pcs
 Prod No: 609302 Directa OP 11 Centrals, 5 pcs
 Prod No: 609303 Directa OP 12 Centrals, 5 pcs
 Prod No: 609304 Directa OP 13 Centrals, 5 pcs
 Prod No: 609305 Directa OP 14 Centrals, 5 pcs
 Prod No: 609306 Directa OP 15 Centrals, 5 pcs
 Prod No: 609307 Directa OP 16 Centrals, 5 pcs
 Prod No: 609308 Directa OP 17 Centrals, 5 pcs
 Prod No: 609309 Directa OP 18 Centrals, 5 pcs
 Prod No: 609310 Directa OP 19 Centrals, 5 pcs
 Prod No: 609363 Directa OP 102 Centrals, 5 pcs
 Prod No: 609364 Directa OP 103 Centrals, 5 pcs
 Prod No: 609300 Directa OP 2 Laterals, 5 pcs
 Prod No: 609311 Directa OP 20 Laterals, 5 pcs
 Prod No: 609312 Directa OP 21 Laterals, 5 pcs
 Prod No: 609313 Directa OP 22 Laterals, 5 pcs
 Prod No: 609314 Directa OP 23 Laterals, 5 pcs
 Prod No: 609315 Directa OP 24 Laterals, 5 pcs
 Prod No: 609316 Directa OP 25 Laterals, 5 pcs
 Prod No: 609317 Directa OP 26 Laterals, 5 pcs
 Prod No: 609318 Directa OP 27 Laterals, 5 pcs
 Prod No: 609319 Directa OP 28 Laterals, 5 pcs
 Prod No: 609320 Directa OP 29 Laterals, 5 pcs
 Prod No: 609365 Directa OP 200 Laterals, 5 pcs
 Prod No: 609366 Directa OP 300 Cuspids, 5 pcs
 Prod No: 609367 Directa OP 301 Cuspids, 5 pcs
 Prod No: 609321 Directa OP 30 Cuspids, 5 pcs
 Prod No: 609322 Directa OP 31 Cuspids, 5 pcs
 Prod No: 609323 Directa OP 32 Cuspids, 5 pcs
 Prod No: 609324 Directa OP 33 Cuspids, 5 pcs
 Prod No: 609325 Directa OP 34 Cuspids, 5 pcs
 Prod No: 609326 Directa OP 35 Cuspids, 5 pcs
 Prod No: 609327 Directa OP 36 Cuspids, 5 pcs
 Prod No: 609328 Directa OP 37 Cuspids, 5 pcs

Prod No: 609329 Directa OP 38 Cuspids, 5 pcs
 Prod No: 609330 Directa OP 39 Cuspids
 Prod No: 609237 Directa TR 37, Cuspids, 5 pcs
 Prod No: 609368 Directa OP 302 Cuspids, 5 pcs
 Prod No: 609369 Directa OP 303 Cuspids, 5 pcs
 Prod No: 609331 Directa OP 40 Upper bicuspid long, 5 pcs
 Prod No: 609332 Directa OP 41 Upper bicuspid long, 5 pcs
 Prod No: 609333 Directa OP 42 Upper bicuspid long, 5 pcs
 Prod No: 609334 Directa OP 43 Upper bicuspid long, 5 pcs
 Prod No: 609335 Directa OP 44 Upper bicuspid long, 5 pcs
 Prod No: 609336 Directa OP 45 Upper bicuspid short, 5 pcs
 Prod No: 609337 Directa OP 46 Upper bicuspid short, 5 pcs
 Prod No: 609338 Directa OP 47 Upper bicuspid short, 5 pcs
 Prod No: 609339 Directa OP 48 Upper bicuspid short, 5 pcs
 Prod No: 609340 Directa OP 49 Upper bicuspid short, 5 pcs
 Prod No: 609341 Directa OP 50 Lower bicuspid long, 5 pcs
 Prod No: 609342 Directa OP 51 Lower bicuspid long, 5 pcs
 Prod No: 609343 Directa OP 52 Lower bicuspid long, 5 pcs
 Prod No: 609344 Directa OP 53 Lower bicuspid long, 5 pcs
 Prod No: 609345 Directa OP 54 Lower bicuspid long, 5 pcs
 Prod No: 609346 Directa OP 55 Lower bicuspid short, 5 pcs
 Prod No: 609347 Directa OP 56 Lower bicuspid short, 5 pcs
 Prod No: 609348 Directa OP 57 Lower bicuspid short, 5 pcs
 Prod No: 609349 Directa OP 58 Lower bicuspid short, 5 pcs
 Prod No: 609350 Directa OP 59 Lower bicuspid short, 5 pcs
 Prod No: 609351 Directa OP 60 Lower incisors, 5 pcs
 Prod No: 609352 Directa OP 61 Lower incisors, 5 pcs
 Prod No: 609353 Directa OP 62 Lower incisors, 5 pcs
 Prod No: 609354 Directa OP 63 Lower incisors, 5 pcs
 Prod No: 609355 Directa OP 64 Lower incisors, 5 pcs
 Prod No: 609356 Directa OP 65 Lower incisors, 5 pcs
 Prod No: 609357 Directa OP 66 Lower incisors, 5 pcs
 Prod No: 609358 Directa OP 67 Lower incisors, 5 pcs
 Prod No: 609359 Directa OP 68 Lower incisors, 5 pcs
 Prod No: 609360 Directa OP 69 Lower incisors, 5 pcs



Directa® Temporary Polycarbonate Crowns Molar Translucent

Prod No: 609550 Directa Temporary Molar, Assortment, 2x36 pcs
 Prod No: 609551 Directa Temporary Molar, Selecta Mould Guide Upper Right UR, 9 pcs
 Prod No: 609552 Directa Temporary Molar, Selecta Mould Guide Upper Left UL, 9 pcs
 Prod No: 609553 Directa Temporary Molar, Selecta Mould Guide Lower Right LR, 9 pcs
 Prod No: 609554 Directa Temporary Molar, Selecta Mould Guide Lower Left LL, 9 pcs
 Prod No: 609555 - 89 Directa Temporary Molar, Refills (see list below), 3 pcs

Directa crowns are made of high quality polycarbonate which is resilient to mouth fluids and not brittle so it can be trimmed without risk of damage.

The unique Directa Selecta mould guide makes even tiny crowns easy to handle, select and dispense. Simply select the right size and mould quickly and easily. The Selecta is then refilled from the organiser box ready for next time.

Directa® Temporary Crowns is a registered trademark owned by Directa AB

Prod No: 609555 Directa Molar U1R, Upper Right, 3 pcs
 Prod No: 609556 Directa Molar U2R, Upper Right, 3 pcs
 Prod No: 609557 Directa Molar U3R, Upper Right, 3 pcs
 Prod No: 609558 Directa Molar U4R, Upper Right, 3 pcs
 Prod No: 609590 Directa Molar U5R, Upper Right, 3 pcs
 Prod No: 609559 Directa Molar U6R, Upper Right, 3 pcs
 Prod No: 609560 Directa Molar U7R, Upper Right, 3 pcs
 Prod No: 609561 Directa Molar U8R, Upper Right, 3 pcs
 Prod No: 609562 Directa Molar U9R, Upper Right, 3 pcs
 Prod No: 609563 Directa Molar U1L, Upper Left, 3 pcs
 Prod No: 609564 Directa Molar U2L, Upper Left, 3 pcs
 Prod No: 609565 Directa Molar U3L, Upper Left, 3 pcs
 Prod No: 609566 Directa Molar U4L, Upper Left, 3 pcs
 Prod No: 609567 Directa Molar U5L, Upper Left, 3 pcs
 Prod No: 609568 Directa Molar U6L, Upper Left, 3 pcs
 Prod No: 609569 Directa Molar U7L, Upper Left, 3 pcs
 Prod No: 609570 Directa Molar U8L, Upper Left, 3 pcs
 Prod No: 609571 Directa Molar U9L, Upper Left, 3 pcs

Prod No: 609572 Directa Molar L1R, Lower Right, 3 pcs
 Prod No: 609573 Directa Molar L2R, Lower Right, 3 pcs
 Prod No: 609574 Directa Molar L3R, Lower Right, 3 pcs
 Prod No: 609575 Directa Molar L4R, Lower Right, 3 pcs
 Prod No: 609576 Directa Molar L5R, Lower Right, 3 pcs
 Prod No: 609577 Directa Molar L6R, Lower Right, 3 pcs
 Prod No: 609578 Directa Molar L7R, Lower Right, 3 pcs
 Prod No: 609579 Directa Molar L8R, Lower Right, 3 pcs
 Prod No: 609580 Directa Molar L9R, Lower Right, 3 pcs
 Prod No: 609581 Directa Molar L1L, Lower Left, 3 pcs
 Prod No: 609582 Directa Molar L2L, Lower Left, 3 pcs
 Prod No: 609583 Directa Molar L3L, Lower Left, 3 pcs
 Prod No: 609584 Directa Molar L4L, Lower Left, 3 pcs
 Prod No: 609585 Directa Molar L5L, Lower Left, 3 pcs
 Prod No: 609586 Directa Molar L6L, Lower Left, 3 pcs
 Prod No: 609587 Directa Molar L7L, Lower Left, 3 pcs
 Prod No: 609588 Directa Molar L8L, Lower Left, 3 pcs
 Prod No: 609589 Directa Molar L9L, Lower Left, 3 pcs

Directa® Temporary Polycarbonate Crowns Instruments

Prod No: 610990 Directa Crown Scissors, 1 pc
 Prod No: 610991 Directa Crown Shaper, 1 pc
 Prod No: 610993 Directa Crown Tweezers, 1 pc





Barmans wooden Wedges

Prod No: 602790 Barman's Wedges, easy grip, 200 pcs
 Prod No: 602791 Barman's Wedges, anatomical, mixed, 200 pcs
 Prod No: 602792 Barman's Wedges, anatomical, small, 200 pcs
 Prod No: 602793 Barman's Wedges, anatomical, large, 200 pcs

Barman's Anatomical Wedges

The barman wedges achieve better and safer procedures thanks to its anatomical shape. The role of the wedges is to attach the matrices to their correct position and to achieve a better separation from the adjacent tooth. The wedge is progressively thicker from pointed end making the wedge fit most spaces. Available in two sizes small (natural) and large (green). Made of birch wood which makes the wedge soft and pliable.

Barman's Easy Grip Wedges

Barman's Easy Grip Wedges special design provides firm holding and easy, safe insertion. The rounded base of the tip provides smooth inserting between teeth. The shaped sides conform to interdental space to provide optimal and uniform lateral pressure on the matrix band. Made from birch wood which makes the wedge soft and pliable.



Directa® Strips dispenses one strip at a time, even with gloves

Prod No: 604090 Directa Strips Straight, 100 pcs
 Prod No: 604091 Directa Strips Curved, 100 pcs

Directa Matrix Strips are pre-cut and conveniently packed to speed Class II or III restorations. The strips are made of a super thin strong plastic with high tensile strength and flexibility that ensures that the band can be drawn tightly and snugly around the tooth giving excellent marginal adaptation.

Crystal clear plastic ensures complete polymerization. Available in 7, 55 mm wide curved or 7, 9 mm wide straight, Straight: 90x8 mm, t = 0,05 mm and Curved, 76x8 mm, t= 0,05 mm. 100 strips per dispenser pack.

Stik-n-Place®

maintains grip even when wet

Prod No: 539483 Stik-n-Place, 50 pcs

Disposable adhesive applicators designed to securely hold and place fragile or small objects. Can be used a number of times during one single treatment. Maintains grip even after saliva or water contact. Adhesive tip safely holds inlays, onlays, veneers, bands, brackets and tooth jewellery. Bends easily for reach and access to difficult places. Bent tip stays in position.


Specially designed dispenser for easy handling and to protect the adhesive tip.

Plastic: acrylic nitril - butadien - styrene polymer

Adhesive: antioxidants, hydrocarbon resins, liquid paraffin, styrene copolymer

The adhesive complies with FDA food packing.

Stik-N-Place® is a trademark owned by DIRECTA AB



Design By Dentists™

Directa's products are developed and evaluated by our selected team of highly-qualified and renowned Swedish and international dental professionals with the aim of making life easier for the dental professionals in the daily clinical work.

DIRECTA
directadental.com

DIRECTA AB

P.O. Box 723,
194 27 Upplands Väsby, SWEDEN
+46 8 506 505 75

DIRECTA INC

64 Barnabas Road, Unit 3
Newtown, CT 06470, United States
203.491.2273

DIRECTA GERMANY

Hammergutstr. 11
92245 Kümmerbruck, GERMANY

info@directadental.com
www.directadental.com
www.directadentalgroup.com
www.facebook.com/directadentalgroup
www.instagram.com/directadentalgroup
www.twitter.com/D_DentalGroup
www.youtube.com/user/DirectaAB

DirectaDentalGroup

DIRECTA topdental **ORSING** parkell

2017-05